

## Create and navigate a maze.

### Material




- World Map
- Colored masking tape

### Time

10 minutes

### Difficulty

Easy



## Instructions

---

### Step 1

Lay your Home Map upside down on the floor. You should be able to just about make out the grid lines.



### Step 2

Decide which square on the edge of the grid will be the start, and which will be the finish. Tape off the edge of every other square.

### Step 3

Now make a direct path from start to finish. Don't worry about making the maze, that will come next.



### Step 4

Now randomly begin to remove sections of the wall along the path. Use the torn pieces to make more walls. Create turns and dead ends.

### Step 5

Now set Cubetto at the start and write a program. Move as slowly or as quickly as you like!

